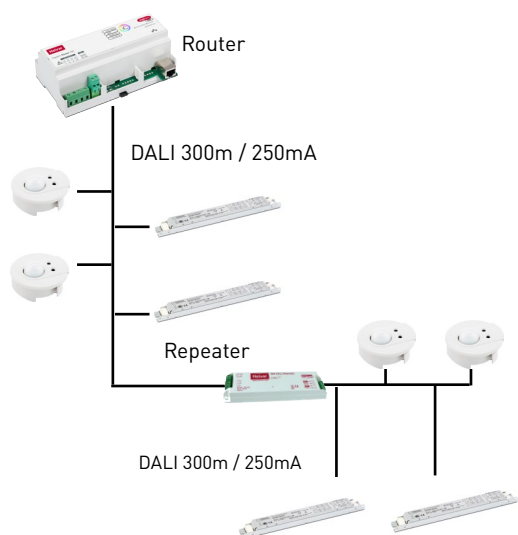


DALI Repeater

Designed to extend the capabilities of a system, the DALI Repeater doubles the maximum DALI cable length from 300m to 600m and provides an additional 250mA of DALI power.



APPLICATION EXAMPLES
Office
Healthcare

2 + 3

TECHNICAL DETAILS

4

2 APPLICATION EXAMPLES

Helvar

freedom in lighting

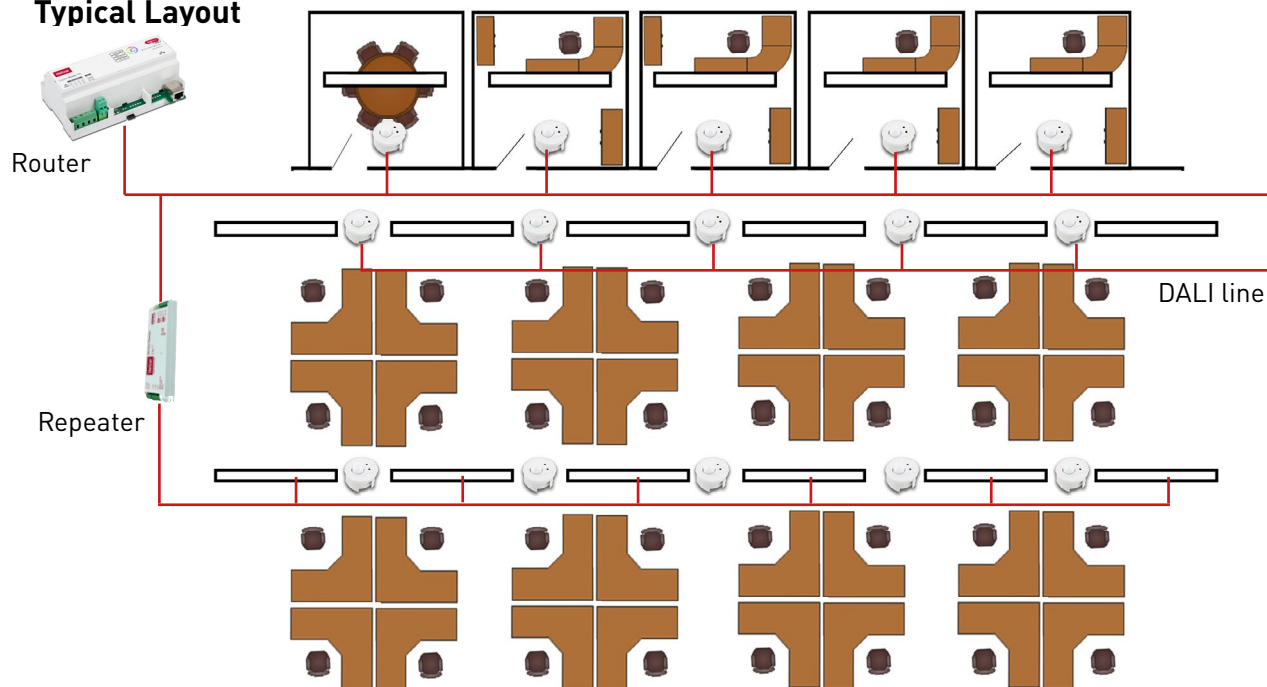
1.1 OFFICE (open plan)

A busy office with an open plan environment requires an easy to use, flexible lighting solution that will encourage staff interaction in a comfortable and relaxed atmosphere.

Manual control is required at each entrance point for overall control of the main work areas, which are subsequently zoned and controlled via absence detection and daylight harvesting to achieve the maximum energy savings.

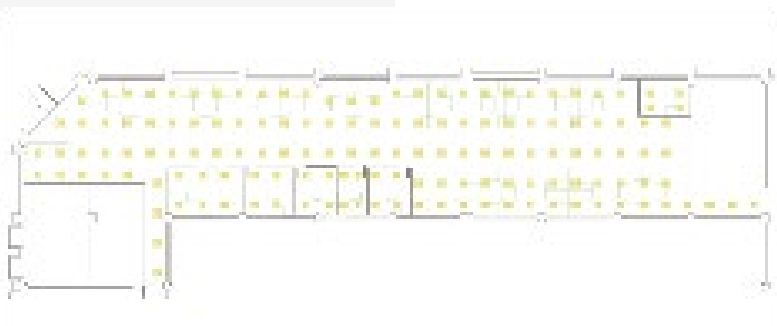
In this application the combination of all DALI devices (e.g. Sensors & LED Drivers) exceeds the 250mA allowed. Using a DALI Repeater a further 250mA can be added to the system, without the need for additional Routers.

Typical Layout



Note: This solution does not provide additional DALI addresses. The DALI limit of 64 addresses still applies.

- Fully scalable solutions, from a single office to the whole building
- Control of multiple load types
- Integration with Building Management/ Audio Visual Systems
- Energy Monitoring and Maintenance
- Blind Control
- Co-operative with Presence / Absence Detection



3 APPLICATION EXAMPLES

Helvar

freedom in lighting

HEALTHCARE

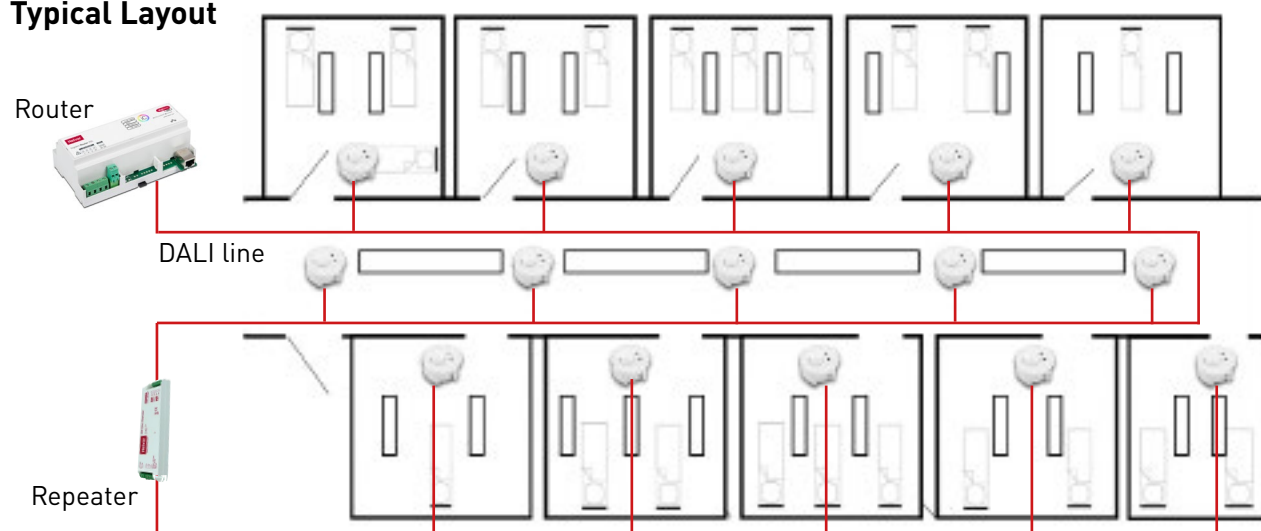
The system is required to provide control to various types of area such as operating theatres, patient rooms, corridors and nurse stations.

The main client concern is the use of the system by various stakeholders and their specific needs:

- Patient: Requires control of their individual environment at any time of day or night to meet their own needs without being an irritation to other room occupants.
- Nurse/Doctor: Needs to temporarily “take control” of the patients environment to carry out routine or critical tasks.

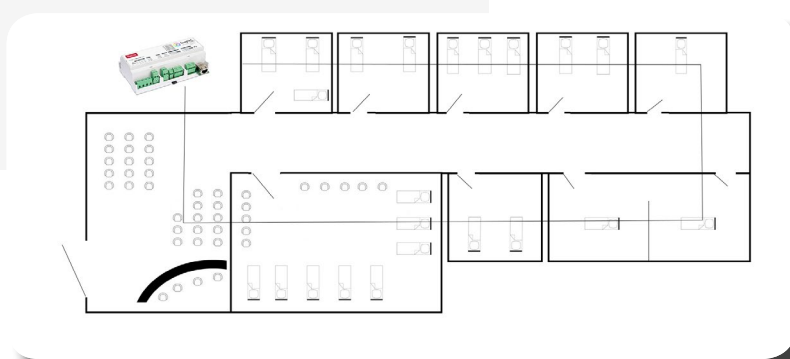
In this application the overall DALI cable length exceeds the 300m allowed. Using a DALI Repeater a further 300m can be added to the system, without the need for additional Routers.

Typical Layout



Note: This solution does not provide additional DALI addresses. The DALI limit of 64 addresses still applies.

- Fully scalable solutions, from a single bed to the whole building
- Simple control for patient management
- Task lighting for medical personnel
- Automated control for energy saving
- Integration with Building Management Systems
- Energy management and control



4 TECHNICAL DETAILS

Helvar

freedom in lighting

KEY FEATURES

- Extends the maximum DALI cable length from 300m to 600m
- Provides 250mA current at the DALI-OUT side
- Messages are unfiltered
- No isolation between DALI-IN and DALI-OUT. Both are isolated from the mains input
- Click-on strain relief for standalone installation (included)



* Also available as DIN rail mounted version - Product code: 406 DALI Repeater

Technical Data (405 DALI Repeater)

Electrical data

Supply: 100 VAC – 240 VAC (nominal)
85 VAC – 264 VAC (absolute)
48 Hz – 62 Hz

Current consumption: 100 mA

External protection: 6 A MCB maximum

Mains cable: 0.5 mm² – 1.5 mm² solid or stranded

DALI

DALI addresses: None

DALI consumption: 2 mA (DALI-IN side)

DALI cable: 0.5 mm² – 1.5 mm²

DALI-OUT current: 250 mA

Mechanical data

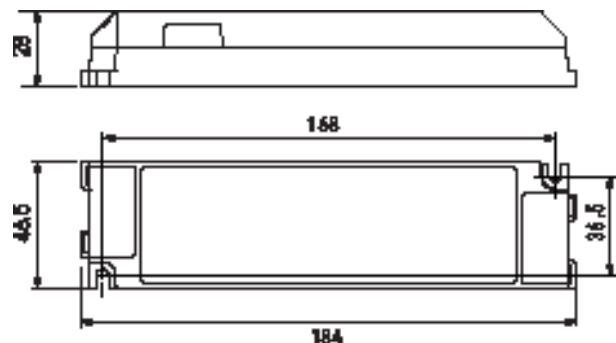
Dimensions: 184 mm × 46.5 mm × 28 mm
With strain relief: 225 mm × 46.5 mm × 28 mm

Weight: 150 g

Mounting: Cable clamps with strain relief for standalone installation

IP code: IP20

Dimensions (405 DALI Repeater)



With strain relief (included)

